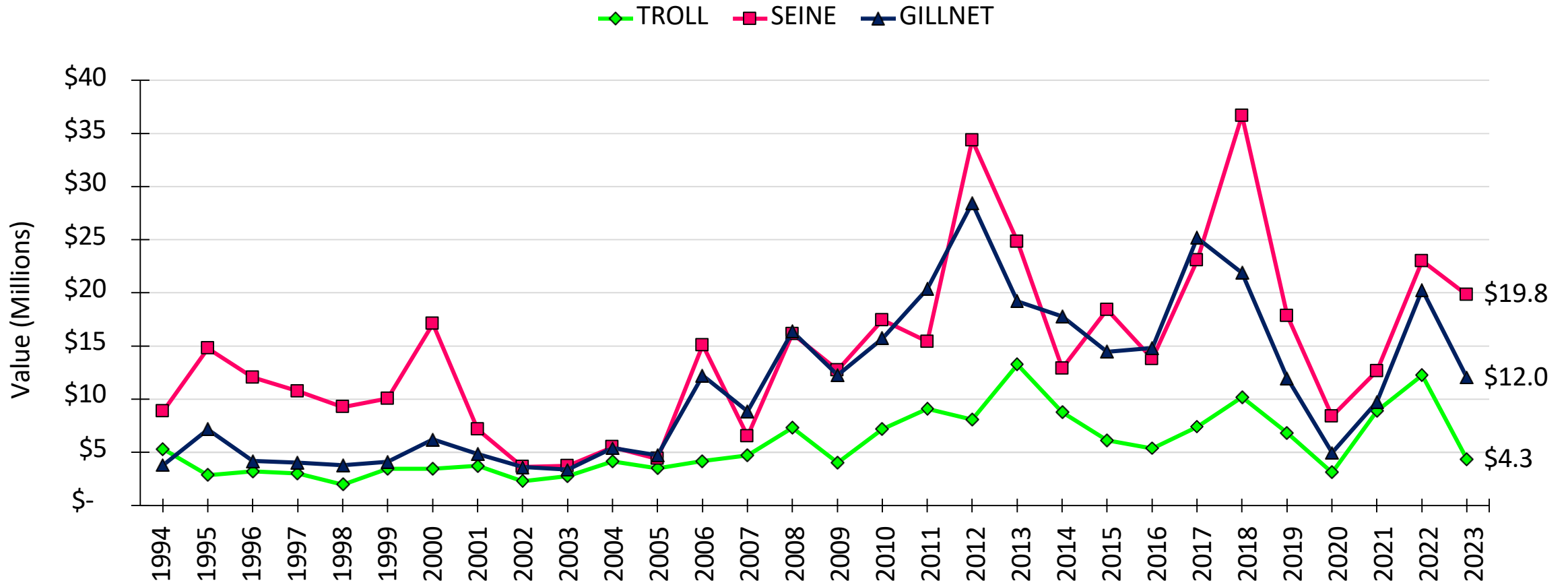


2023 PRELIMINARY Allocation

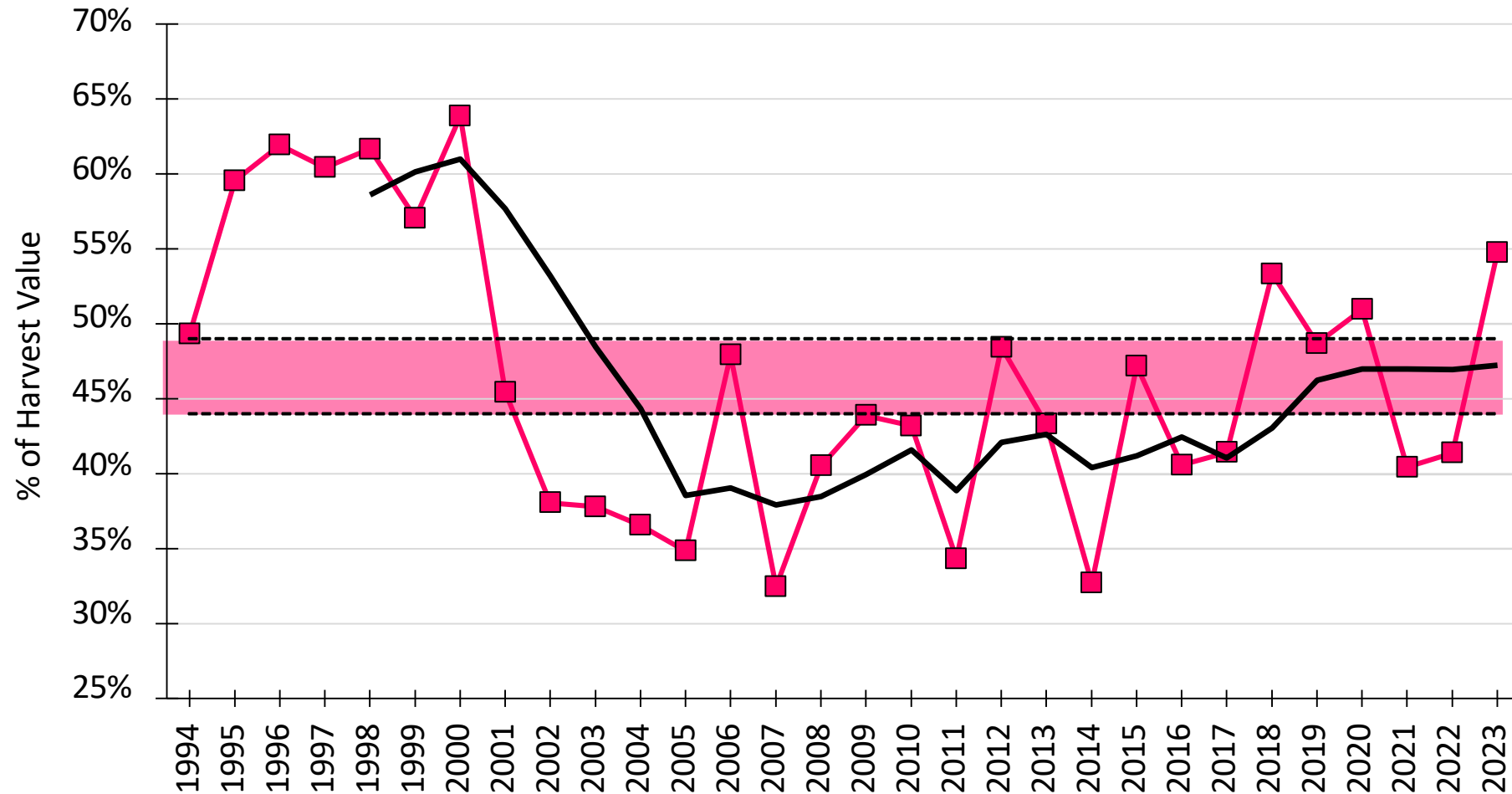
Figures Courtesy of SSRAA & NSRAA
Presented by Steve Wiechmann

2023 Enhanced Salmon Value Estimates by Gear



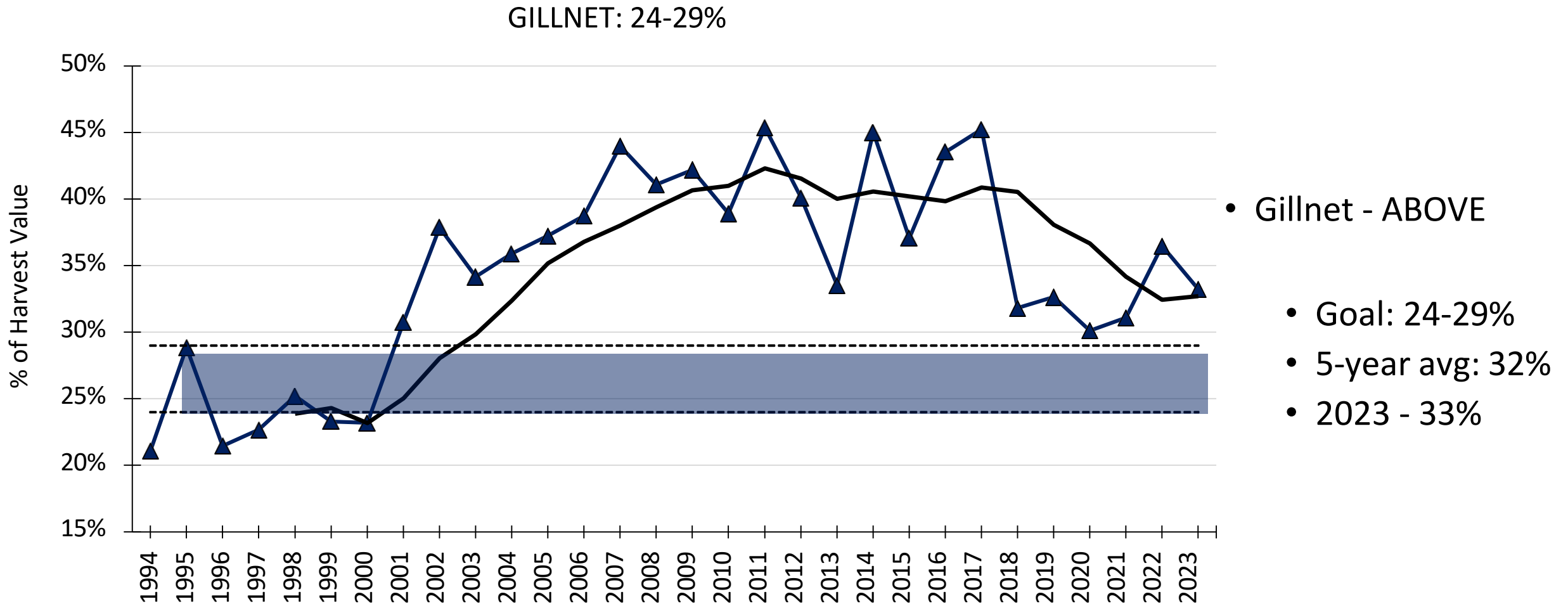
2023 Allocation Estimates - SEINE

SEINE: 44-49%

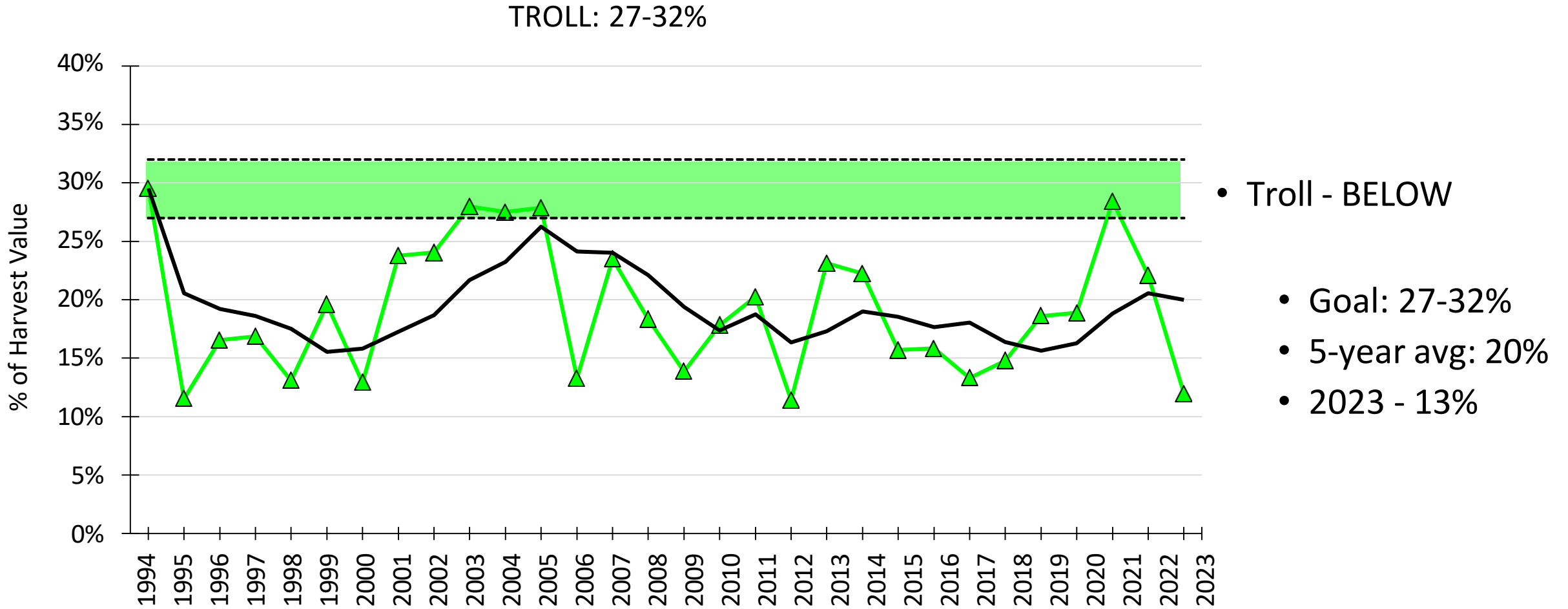


- Seine - WITHIN
- Goal: 44-49%
- 5-year avg: 47%
- 2023 - 58%

2023 Allocation Estimates - GILLNET



2023 Allocation Estimates - TROLL



2023 Operator Estimates

NSRAA Value				
	Troll	Gillnet	Seine	Total
COHO	\$ 261,300	\$ 9,600	\$ 4,900	\$ 275,800
CHIN	\$ 231,900	\$ 130,100	\$ 169,400	\$ 531,400
CHUM	\$ 516,100	\$ 1,120,900	\$ 7,217,700	\$ 8,854,700
SJ Chum	\$ -	\$ -	\$ -	\$ -
ALL SPECIES:	<u>\$ 1,009,300</u>	<u>\$ 1,260,600</u>	<u>\$ 7,392,000</u>	
TOTAL COMMERCIAL VALUE:				<u>\$ 9,661,900</u>

Chum includes all Deep Inlet catch (NSRAA + SJH contrib.)

***NO HF ASSESSMENT ADJ THIS YEAR (NO TAX)

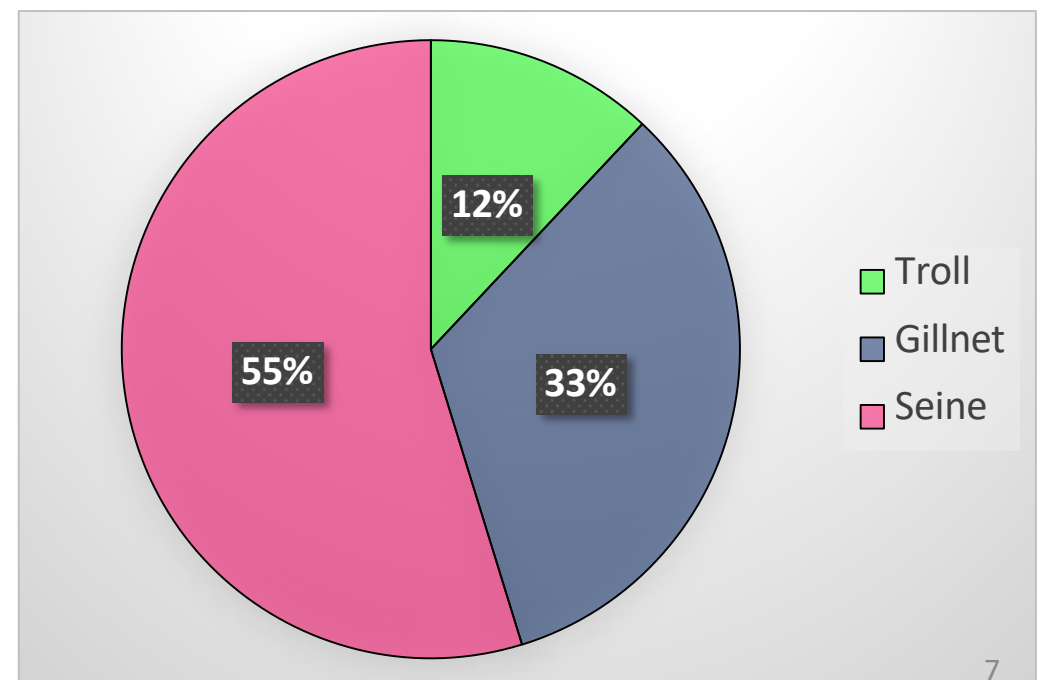
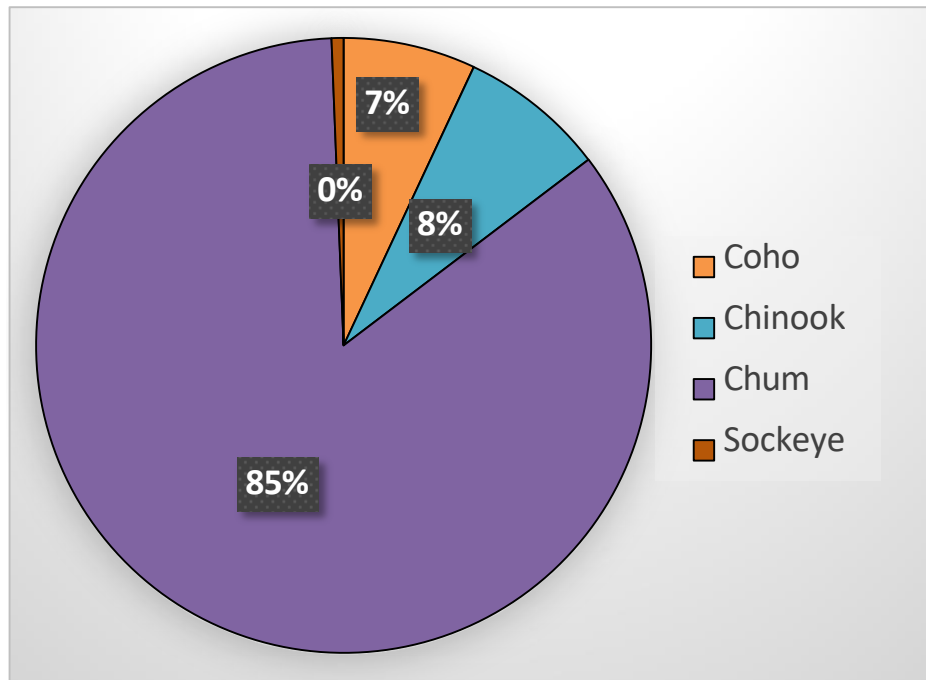
DIPAC Value				
	Troll	Gillnet	Seine	Total
COHO	\$ -	\$ 7,600	\$ -	\$ 7,600
CHIN	\$ 8,100	\$ 15,900	\$ -	\$ 24,000
CHUM	\$ 34,600	\$ 6,161,800	\$ 1,103,400	\$ 7,299,800
SOCKEYE	\$ -	\$ 201,800	\$ 26,000	\$ 227,800
ALL SPECIES:	<u>\$ 42,700</u>	<u>\$ 6,387,100</u>	<u>\$ 1,129,400</u>	
TOTAL COMMERCIAL VALUE:				<u>\$ 7,559,200</u>

SSRAA Value				
	Troll	Gillnet	Seine	Total
COHO	\$ 1,551,500	\$ 237,900	\$ 72,800	\$ 1,862,200
CHIN	\$ 651,800	\$ 939,100	\$ 643,600	\$ 2,234,500
CHUM	\$ 697,300	\$ 3,192,700	\$ 10,503,300	\$ 14,393,300
SOCKEYE	\$ -	\$ -	\$ -	\$ -
ALL SPECIES:	<u>\$ 2,900,600</u>	<u>\$ 4,369,700</u>	<u>\$ 11,219,700</u>	
TOTAL COMMERCIAL VALUE:				<u>\$ 18,490,000</u>

AKI Value				
	Troll	Gillnet	Seine	Total
COHO	\$ 372,300	\$ -	\$ -	\$ 372,300
CHIN	\$ -	\$ -	\$ -	\$ -
CHUM	\$ -	\$ -	\$ 3,200	\$ 3,200
PINK	\$ -	\$ -	\$ -	\$ -
ALL SPECIES:	<u>\$ 372,300</u>	<u>\$ -</u>	<u>\$ 3,200</u>	
TOTAL COMMERCIAL VALUE:				<u>\$ 375,500</u>

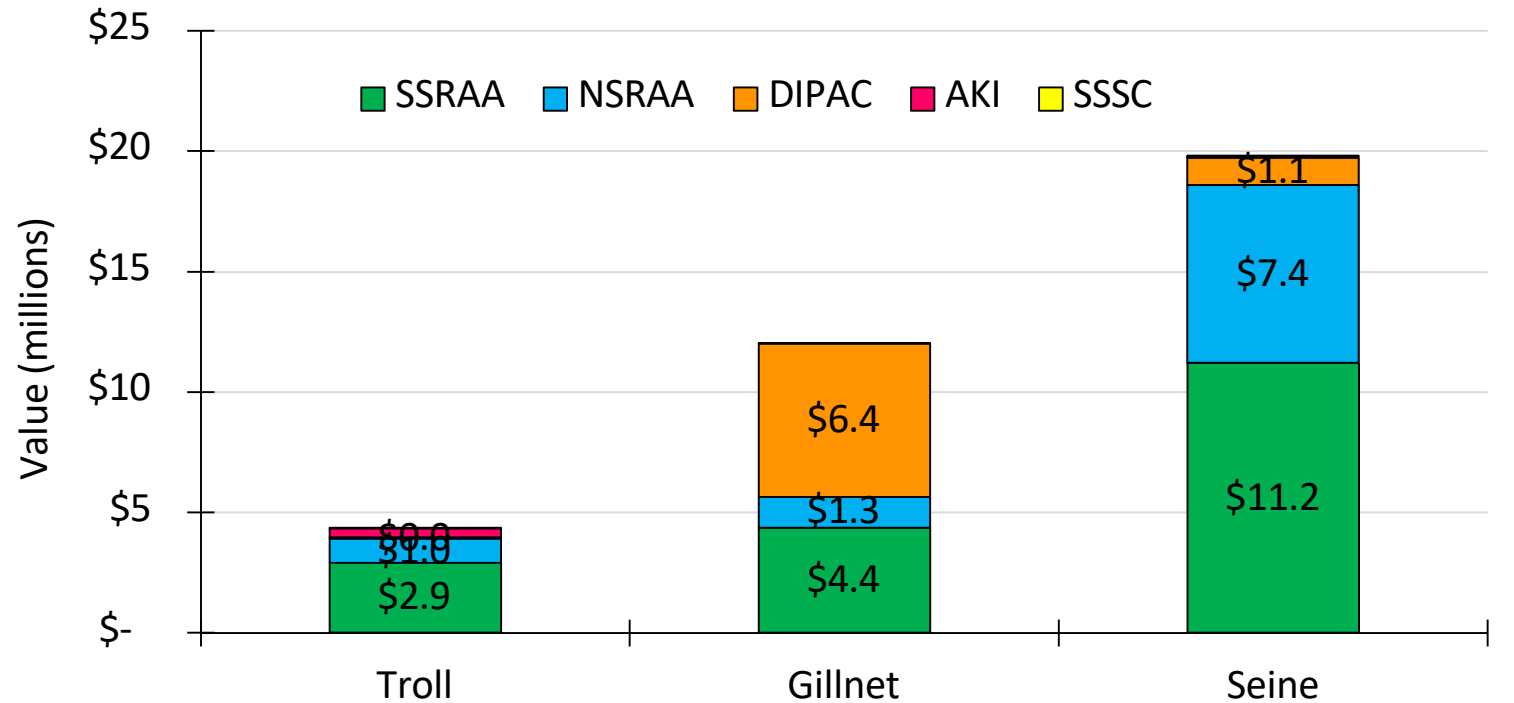
2023 Enhanced Value by Species and Gear

	Troll	Gillnet	Seine	Total	Species %
Coho	\$ 2,190,000	\$ 255,000	\$ 78,000	\$ 2,523,000	7%
Chinook	\$ 892,000	\$ 1,085,000	\$ 813,000	\$ 2,790,000	8%
Chum	\$ 1,264,000	\$ 10,494,000	\$ 18,916,000	\$ 30,674,000	85%
Sockeye	\$ -	\$ 202,000	\$ 26,000	\$ 228,000	1%
Total	\$ 4,346,000	\$ 12,036,000	\$ 19,833,000	\$ 36,215,000	
Gear %	12%	33%	55%		



2023
Enhanced
Value by
Agency

	Troll		Gillnet		Seine		Total
NSRAA	\$	1,009,000	\$	1,261,000	\$	7,392,000	\$ 9,662,000
SSRAA	\$	2,901,000	\$	4,370,000	\$	11,220,000	\$ 18,491,000
DIPAC	\$	44,000	\$	6,387,000	\$	1,130,000	\$ 7,561,000
AKI	\$	372,000	\$	-	\$	3,000	\$ 375,000
SSSC	\$	19,000	\$	18,000	\$	89,000	\$ 126,000
TOTAL	\$	4,345,000	\$	12,036,000	\$	19,834,000	\$ 36,215,000
		12%		33%		55%	



2023 Allocation Estimates

2023 Enhanced		
Gear	Value	% of enhanced
Troll	\$ 4,345,451	12%
Seine	\$ 19,833,058	55%
Gillnet	\$ 12,035,776	33%
Total	\$ 36,214,285	100%

2023 Total Value	
Value	% enhanced
\$ 23,185,245	19%
\$ 57,013,683	35%
\$ 16,070,371	75%
\$ 96,269,299	38%

2023 Enhancement Value by Agency

