



Photo: Speel River heading to the camp



# Snettisham Salmon Hatchery Report

Board of Directors Meeting – December 2, 2023

# 2023 BY22 Fry Release

Drainage	Brood Source	System Stocked	Fry Transported	Number of Trips	Overall Survivals
Stikine	Tahltan L.	Tahltan L.	1,661,800	3	79.3%
Taku	Tatsamenie L.	Tatsamenie L.	1,477,000	4	65.5%
Taku	Trapper L.	Trapper L.	487,300	1	49.0%
US	Snettisham	Sweetheart L.	472,200	1	90.0%
		<b>Total</b>	<b>4,098,300</b>	<b>9</b>	



Left: Tatsamenie Lake



Right: Loading fry




Left: Greeting the Canadians



Right: Offloading Sockeye Fry

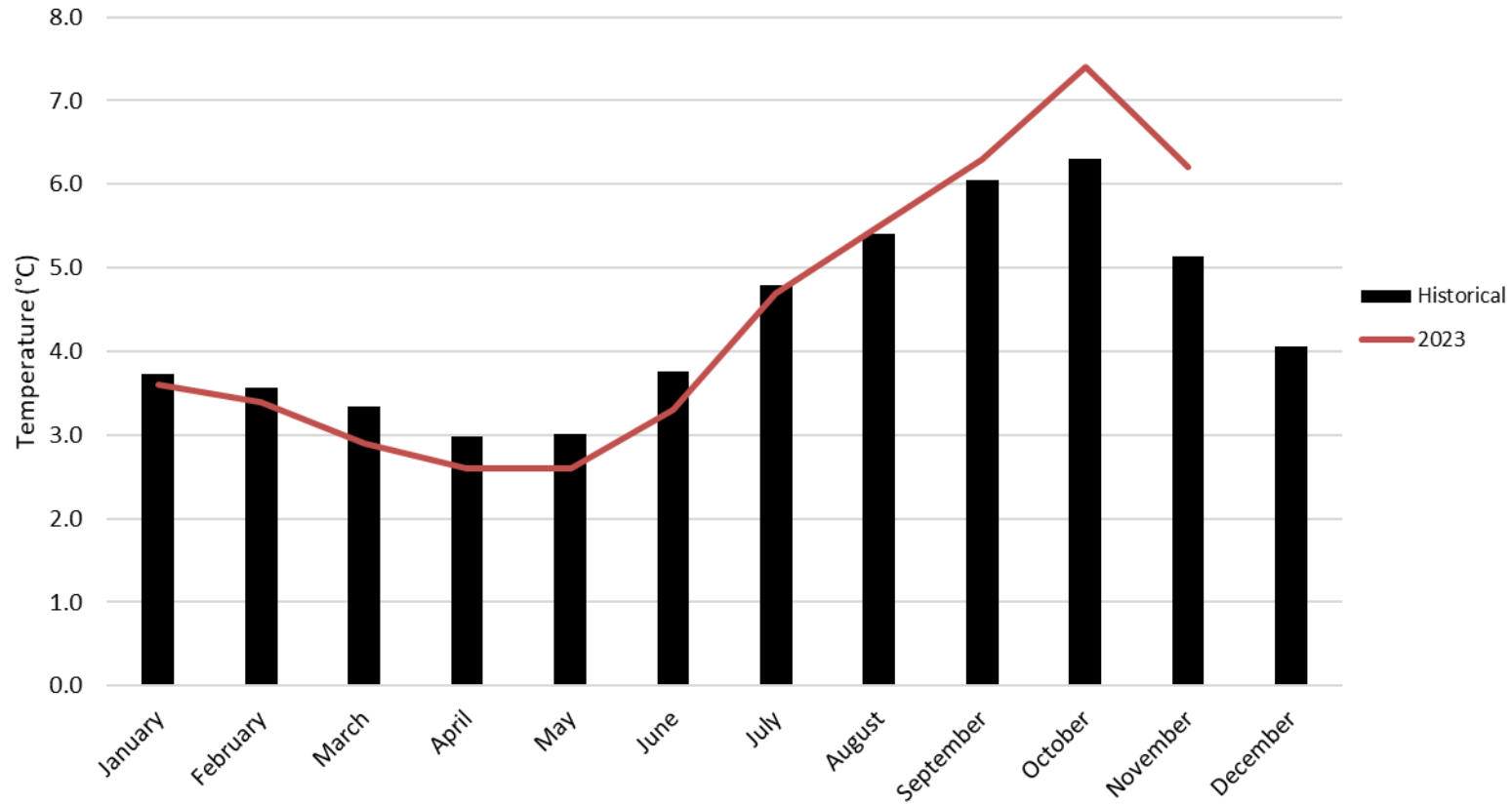
# 2023 BY21 Smolt Release

Location	Released	Release Goal
Snettisham Direct Release	9,037,600	9,000,000
Size @ Release 10.6g		

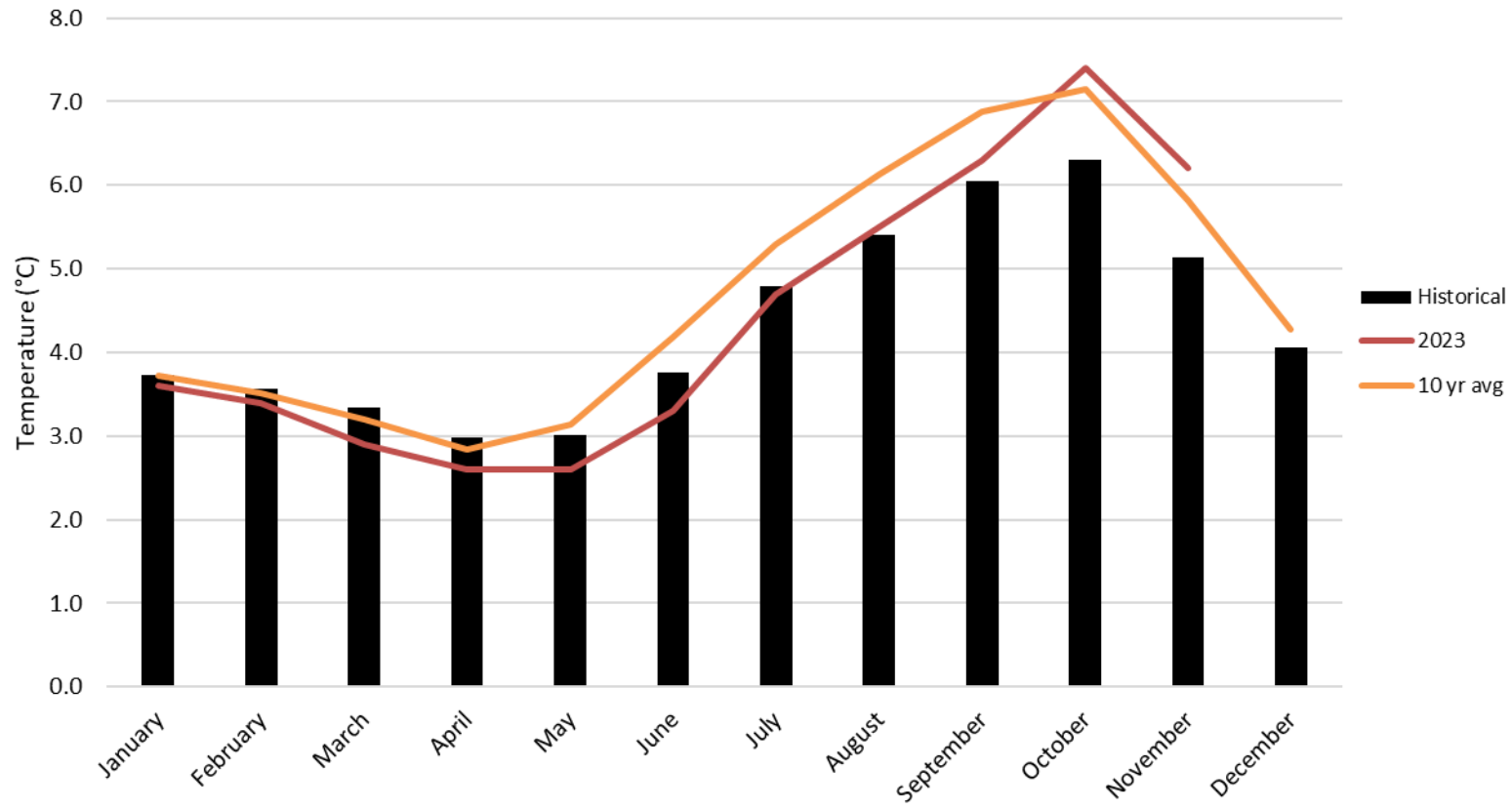


Left: Snettisham dock  
Right: On final approach at Snettisham

### Snettisham Ambient Water Temperature (°C)



### Snettisham Ambient Water Temperature (°C)



# BY22 Snettisham Smolt Rearing

Location	Current Inventory	Release Goal	Survival to Date
Snettisham Direct Release	8,850,000	9,000,000	84.3%
IHN Loss	-1,200,000		



Photos: Long Lake

# 2023 Speel Lake Weir

- 3,556 adult sockeye passed
- Weir Operations Unchanged



Left: Speel Lake Camp

Right: Sampling Sockeye at the Weir



# 2023 Snettisham Eggtake

Location	Green Eggs Taken	Production Release Goal	Survival to Date
Smolt Program	11,369,600	9,000,000	95.7%
Sweetheart Lake	530,400	500,000	91.7%
<b>Total</b>	<b>11,900,000</b>	<b>9,500,000</b>	



Photo: Crowding Sockeye



Left: Sockeye cost recovery



Right: Picking Sockeye eggs

# 2023 TBR Sockeye Eggtake

- Enhancement of Transboundary River Lakes
- Eggtakes follow Taku & Stikine enhancement plans

Drainage	Location	Green Eggs	Survival to Date
Stikine	Tahltan L.	2,521,400	80.1%
Taku	Tatsamenie L.	2,421,400	74.9%
Taku	Trapper L.	997,700	53.7%
	<b>Total</b>	<b>5,940,500</b>	



Photo: Taking temperatures on TBR eggs



Photo: Ward Air  
picking up eggs  
from Tahltan



# Questions?



Photo: Speel River